सत्र 2025-26 के लिए शाला दर्पण पर स्थानीय परीक्षा हेतु अंक फीडिंग हेतु निर्देश

1. शाला दर्पण के विद्यालय लॉगइन से "परिणाम" टैब में "परिणाम प्रविष्टी" द्वारा विद्यालय में अध्ययनरत विद्यार्थियों के अंक प्रगति-पत्र निर्माण हेतु भरे जायेंगे |
2. अंकों के लिए उपलब्ध सभी कॉलम में अंकों को अनिवार्यत दर्ज करें तथा किसी कॉलम को रिक्त न रखें। यदि पोर्टल पर विद्यार्थी नहीं है तथा विद्यार्थी ने पहली परख या दूसरी परख नहीं दी है या दसवीं कक्षा(NIOS या RSOS या Supplementary)का परिणाम विलम्ब से घोषित होने के कारण अर्धवार्षिक से पहले प्रवेशित हुए हैं, चूँकि उनकी अनुपस्थिति दर्ज़ नहीं किया जा सकती, तो ही कॉलम रिक्त रखना है ।
3. अनुपस्थित हेतु "-1" व चिकित्सा हेतु "-2" अंकित करें ।
4. वार्षिक परीक्षा के साथ व्यावसायिक शिक्षा विषय के अंक दर्ज किए जाएंगे (100 अंक)।
5. कक्षा 9 व 11 हेतु विद्यार्थी को वार्षिक परीक्षा में अनिवार्यत उपस्थित होना है, रुग्णता की स्थिति में ही पुनःपरीक्षा होगी |
6. सत्र 2025-26 के लिए शिक्षा विभाग के नियम और दिशा-निर्देशों के अनुसार अंक-तालिका तैयार की जाएगी |
7. कक्षा 9वीं और 11वीं में छात्र के उत्तीर्णता के लिए अधिकतम आवंटित अंकों में से 36% अंक प्राप्त करना अनिवार्य है |
8. अंतिम परिणाम उन छात्रों के लिए घोषित किया जायेगा जो कम से कम दो परख और वार्षिक परीक्षा या एक परख, अर्द्धवार्षिक और वार्षिक परीक्षा में उपस्थित हुए हैं ।
9. कक्षा 9वीं और 11वीं के लिए, जो छात्र-छात्राएँ वार्षिक परीक्षा में बिना सूचना के अनुपस्थित हैं, उनका परीक्षा परिणाम तैयार नहीं किया जाएगा, किन्तु रुग्णता प्रमाण-पत्र के आधार छात्र वार्षिक परीक्षा में पुनःपरीक्षा (Re-Exam) हेतु पात्र होंगे।
10. छात्र अधिकतम 2 विषयों में पूरक परीक्षा के लिए पात्र होंगे।
11. कक्षा 1-4 और 6-7 में पुनःपरीक्षा, पूरक का कोई प्रावधान नहीं है।
12. कक्षा 3,4, 6 और 7 के लिए प्राप्त अंकों तथा CBA (दक्षता आधारित आकलन) की ग्रेडिंग होगी |
13. वार्षिक परीक्षा में शामिल नहीं होने वाले छात्रों का परीक्षा परिणाम जारी नहीं किया जाएगा |
14. अधिकतम 2 विषयों में कृपांक अंक दिए जाएंगे, एक में 5% तक और दो विषयों में 2% -2% अंकों तक का कृपांक देय होगा। रुग्णावस्था की छूट का लाभ प्राप्त करने वाले विषय के कृपांक देय नहीं होंगे तथा उसमे उत्तीर्ण होने पर ही अन्य विषयों में कृपांक प्राप्त करने का अधिकार होगा
15. परिणाम देखने के लिए स्कूल लॉगिन में "Draft" विकल्प प्रदान किया जाएगा।
16. छात्र/कक्षा के परिणाम को लॉक करने के लिए, "Verify" बटन प्रदान किया जाएगा और उसके बाद किसी भी परीक्षा/ विषय में अंकों के संशोधन का कोई विकल्प नहीं है।
17. विषय अंकों या गलत प्रविष्टियों में अपेक्षित परिवर्तन करने के लिए स्कूल लॉगिन पर "Un-Verify" विकल्प उपलब्ध है। Un-Verify करने और अंकों में अपेक्षित परिवर्तन के बाद, Draft देखने के लिए फिर से "Generate Result" पर क्लिक करें और प्रविष्टियों को पुनः लॉक करने के लिए "Verify" पर क्लिक करें।
18. कक्षा विशेष व वर्ग के समेकित परिणाम देखने के लिए स्कूलों को एक ग्रीन-शीट प्रदान की जाएगी। विभिन्न वर्गों (Sections) में एक ही स्ट्रीम के मामले में, उस स्ट्रीम की समेकित वरियता-शीट प्रदान की जाएगी।
19. क्लास/स्ट्रीम में रैंक के लिए अलग से मॉड्यूल उपलब्ध कराया जाएगा किन्तु एक बार किसी भी विद्यार्थी के अंकों या अन्य किसी भी प्रकार के परिवर्तन के पश्चात वरीयता या रैंक प्रदर्शित नहीं होगी ।
20. सभी कक्षा अध्यापक यह सुनिश्चित कर लेवें कि शाला दर्पण पर विद्यार्थी का नाम, माता-पिता का नाम, SR No., जन्म तिथि का अद्यतन कर दिया गया है | परीक्षा परिणाम "Verify" करने के पश्चात किसी प्रकार का बदलाव संभव नहीं है |
21. अन्य विषयों (Other Subjects)के अंक उपलब्ध सारिणी के अनुसार परख, अर्द्धवार्षिक व वार्षिक परीक्षा में "परिणाम प्रविष्टी" टैब द्वारा भरा जावे जिससे इनके ग्रेड की गणना की जा सके |
22. परीक्षा के अंक भरते समय यदि विद्यार्थियों के नाम प्रदर्शित नहीं हो रहें है तो "परीक्षा परिणाम" में "RESULT RESET DATA (2023-24)" डाटा Synchronize कर लेवें |
23. कक्षा 6 व 7 में जिन विशेष विद्यालयों में CBA आकलन नहीं होता है , उनके अंकों का निर्धारण भी Non-CBA विषयों के अनुसार होगा |
24. विद्यार्थी द्वारा स्वाध्याय वाले विषयों की अंक तालिका के लिए विद्यालय द्वारा shaladarpanjpr@gmail.com पर मेल करें

Shala Darpan

Instructions for Marks Feeding Of Local Exams for Session 2025-26 on Shala Darpan

1. Through School Login of Shala Darpan, the Marks of the Students studying in the school will be filled in the "परिणाम" tab for preparing the Progress Report by "परिणाम प्रविष्टी".
2. Enter the marks compulsorily in all the available columns and do not keep any column blank. **Keep the column blank only** if the Student is not on the portal and if the student was admitted before Half Yearly due to late declaration of result of students of class 10th (NIOS or RSOS or Supplementary), It means Student not appeared in Unit Test 1 and Unit Test 2, then keeps the entry column Blank.
3. **If the "Candidate is Absent" Mark -1 and Mark -2 if "Candidate is on Medical".**
4. Vocational Subject Marks will be entered along with Annual Examination (100 Marks).
5. For classes 9 and 11, students have to compulsorily appear in the annual examination, Re-Exam will be held only in case of Medical.
6. Mark-Sheet will be generated as per Rules and Guidelines of Education Department for Session 2025-26.
7. Subject wise Min. 36% Marks must be attained from Maximum allotted Marks for Pass Result of Student in Class 9th and 11th.
8. Final Result of the Student will be declared for those Students who must appear in at **least One Unit Test, Half Yearly and Annual Examination or Two Unit Tests and Annual Examination.**
9. For Class 9th and 11th, those Candidates who are Absent without information in Annual Examination must not be entertained for Result preparation but on behalf of Medical Certificate, Students are eligible of Re-Exam in Annual Examination.
10. Students are eligible for **Supplementary in maximum 2 Subjects**.
11. No Provision of Re-Exam or Supplementary in Class 1-4 and 6-7.
12. Grading of Scored Marks in local exam and Competency Based Assessment-I and II Performance,Progress Report will generated for Class 3,4,6 and 7. Separate Holistic Progress Report Card will be generated for Class 1 and 2 on the basis of competencies
13. **Result will not be generated for those students never appeared in Annual Examination.**
14. **Grace Marks will be given in maximum 2 subjects, 5% Marks in one and 2%-2% in two subjects. Availing the benefit of Medical, Grace will not be given in that Subject and only after passing it, one will have the right to get Grace in other subjects**
15. To view the generated Result for particular Class, "Draft" option will be provided in School Login.
16. To Lock the Result of particular Student/Class, "Verify" Button will be provided and after that there is no option of amendment of Marks in any Exam/Subject.
17. **"Un-Verify" option is available on School Login to make requisite changes in Subject Marks or wrong entries. After Un-Verification and requisite changes in Marks, again click on "Generate Result" for Draft and "Verify" to Lock the entries.**
18. A **"Green-Sheet"** will be provided to the schools to view the consolidated Results of the particular Class and Section. In case of same Stream in different sections, the consolidated Sheet of that Stream will be provided.
19. For Rank in Class/Stream, separate Module will be provided but if there may be any changes in Marks or details of Student, Rank/Merit of Students will not be re-generated.
20. **All the Class Teachers should ensure that the Student's Name, Parent's Name, SR No., Date of Birth have been updated on Shala Darpan. No changes are possible in Result Generation after pressing "Verify" option.**
21. Marks of **Other Subjects** should be filled in Unit Tests, Half-Yearly and Annual Examinations as per the available table through the "Result" tab so that the Grades can be calculated accordingly.
22. If the names of students are not displayed while filling the examination marks, then in "Result" Tab synchronize the data through "RESULT RESET DATA (2025-26)".
23. For Class 6 and 7, in those Schools where Competency Based Assessments are not conducted, entry of Hindi, English and Mathematics will be as other Subjects and Result will be generated accordingly.
24. Students opted for Self Study Subjects, intimate shaladarpanjpr@gmail.com for Mark Sheet generation.

Shala Darpan

Result Generation for Session 2025-26

Class Nursery/LKG/UKG (PP3+, PP4+, PP5+)

Online Holistic Progress Report will be prepared at School Level as per Format provided by RCScE after feeding Summative Assessment and Non Academic SA-1 and SA-3.

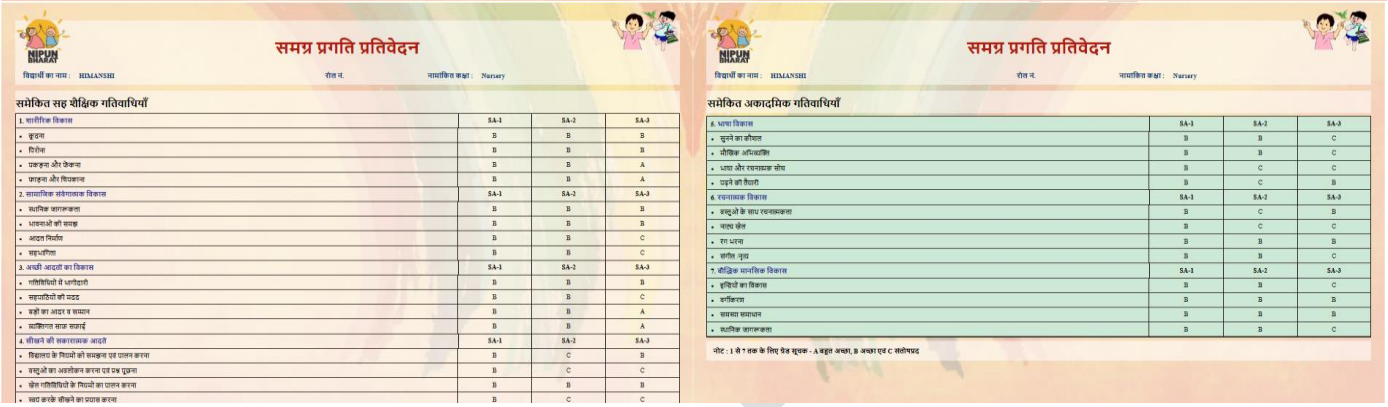

Class 1-2

Online Holistic Progress Report will be prepared at School Level as per Format provided by RCScE after feeding Summative Assessment and Non Academic SA-1 and SA-3

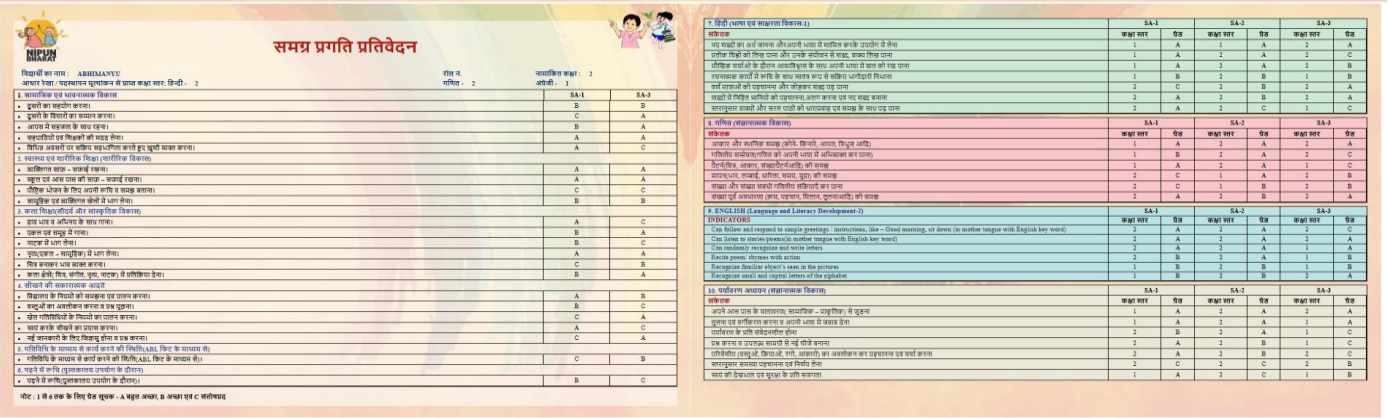

Class 3- 4

Feed the Grades in Summative Assessments and Non-Academic Assessment SA-1 and 3

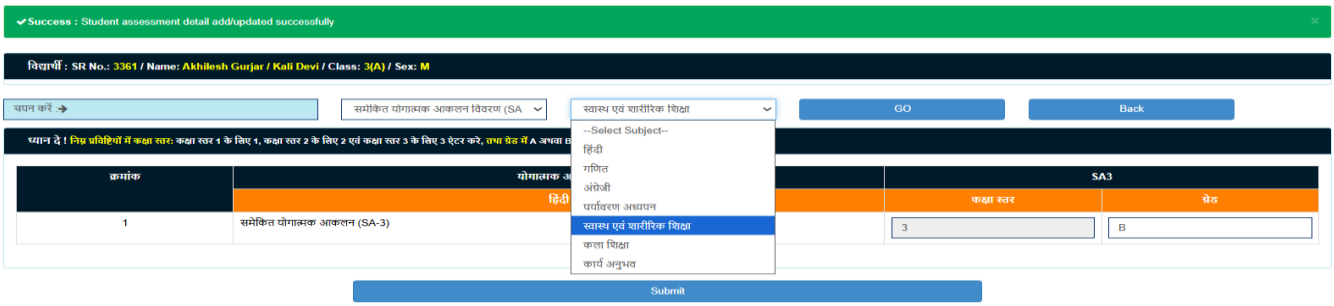

Lock the data of the Student for CBA and Local Exam Progress Report Card

1. Fill the Grades of EVS for SA1 and SA2 and in SA3 fill Grades for EVS, Health & Physical Education, Work Experience and Art Education.
2. No conditions are there for Absent and Medical of students, Result must be generated.
3. No Grace/Re-Exam option is there for such students.
4. No Supplementary /Compartment option is there for this Class.
5. Final Result will be generated on the basis of CBA Performance and separate Grading will be there for Environmental Studies (EVS) in SA1, SA2 and SA3 and Grades will also be given in Health & Physical Education, Work Experience and Art Education in SA3.
6. Grading for Main Sub. - (0-30%) - 'E' . (31-50%) - 'D', (51-70%) - 'C' , (71-85%) – 'B', (86-100%) – 'A'
7. Grading for Other Sub. - (0-40%) - 'D' . (41-60%) - 'C', (61-75%) - 'B' , (76-90%) -'A', (91- 100%) - 'A+'
8. Generate Progress Report through "Shikshak App" tab of School Login

Class 6-7

Exam/ Subjects	Subject	Unit Test I	Unit Test II	Half Yearly (Written+Oral)	Competancy Based Assessment 1	Unit Test III	Annual (Written+Oral)	Competancy Based Assessment 2	Total
Competancy Based Assessment Subjects	Hindi	10	10	50(35+15)	20	10	80(50+30)	20	200
	English	10	10	50(35+15)	20	10	80(50+30)	20	200
	Maths	10	10	50(35+15)	20	10	80(50+30)	20	200
Non Competancy Based Assessment Subjects	SSt.	10	10	70(50+20)	_	10	100(70+30)	_	200
	Science	10	10	70(50+20)	_	10	100(70+30)	_	200
	III Language	10	10	70(50+20)	_	10	100(70+30)	_	200
	Total	60	60	360	60	60	540	60	1200
Other Subjects	Work Exp. (कार्यानुभव)	20	20	20	_	20	20	_	100
	Art Education (कला शिक्षा)	20	20	20	_	20	20	_	100
	Health & Phy. Edu. (स्वा. एवं शा. शि.)	20	20	20	_	20	20	_	100

1. Make entry of Marks for Unit Tests, Half Yearly and Annual Examination in “Result” Tab for each Subject.
2. Marks will be entered through both Staff Login for the mapped Subject/s and School Login.
3. Just Feed the Marks of Unit Tests, H/Y and Annual Examination as per above Maximum Marks and upload OCR for Competency Based Assessment through separate Module/App.
4. Mark “-1” for Absent and “-2” for Medical of the Student in Marks Entry Module.
5. If the Student transferred from other School then the Marks of Examinations will be filled in current school on recommendation of previous school.
6. Marks should be entered by the Schools for all the Examinations in Hindi, English, Mathematics, Science, Social Studies and III Language (As per Mapped for students)
7. It is not compulsory that the student will appear in all Examinations i.e. Unit Test I, Unit Test II, Unit Test III, Half Yearly and Annual Examination along with Competency Based Assessments.
8. Only “Promotion” option is there in Progress Report, even the student get less than 36% Marks.
9. No Grace/Re-Exam option is there for Class 6 and 7 Students.
10. No Supplementary /Compartment option is there for this Class group.
11. Final Result will be generated as per Competency Based Assessments and Examination performance.
12. Subject wise and Over All Grade (A,B,C,D and E) will be generated on the basis of Examination performance.
13. Grading for Main Sub.- (0-30%) - 'E'. (31-50%) - 'D', (51-70%) - 'C', (71-85%) – ‘B’, (86-100%) – ‘A’
14. Grading for Other Sub.- (0-40%) - 'D'. (41-60%) - 'C', (61-75%) - 'B', (76-90%) -'A', (91- 100%) - 'A+'
15. Separate Mark Sheet will be generated for each student through “Shikshak App” Tab in School Login

For Result of Class 6 and 7, Click on “Show Students” after Selection of Class and Section and Click on Generate Result and before “Verify Result” Check the Marks entered and Greensheet are correct.

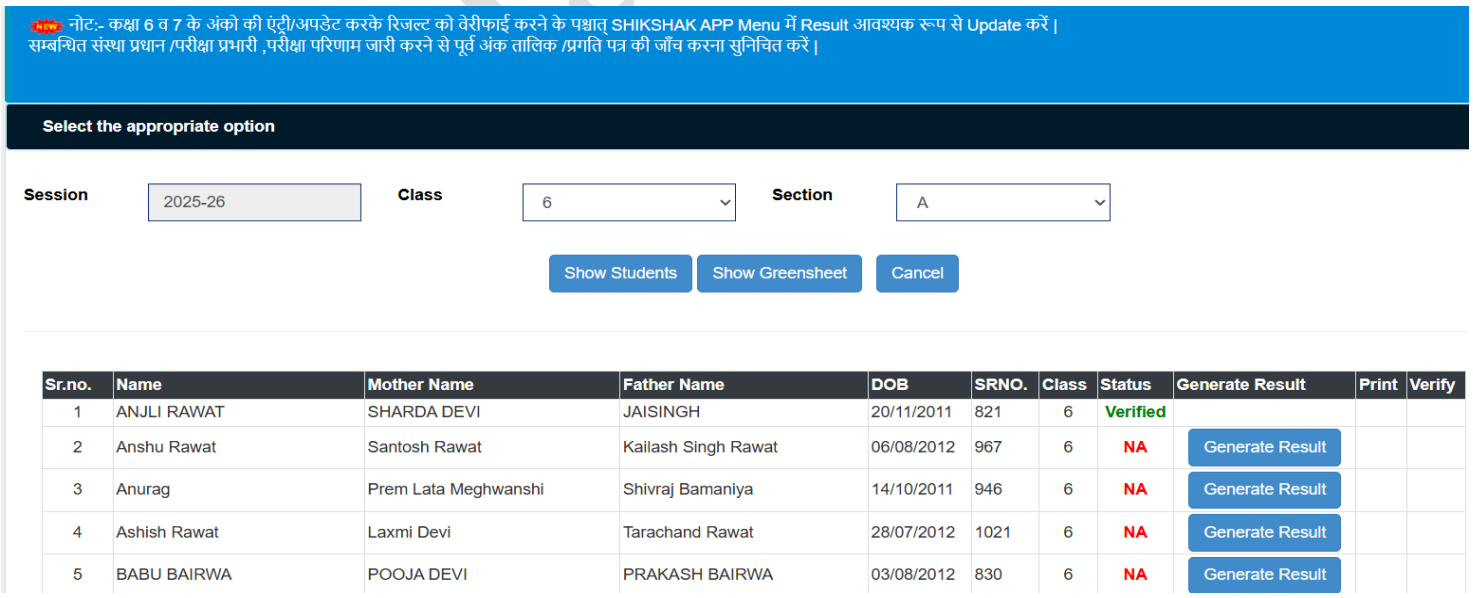

Sr.no.	Name	Mother Name	Father Name	DOB	SRNO.	Class	Status	Generate Result	Print	Verify
1	ANJLI RAWAT	SHARDA DEVI	JAISINGH	20/11/2011	821	6	Verified			
2	Anshu Rawat	Santosh Rawat	Kailash Singh Rawat	06/08/2012	967	6	NA	Generate Result		
3	Anurag	Prem Lata Meghwanshi	Shivraj Bamaniya	14/10/2011	946	6	NA	Generate Result		
4	Ashish Rawat	Laxmi Devi	Tarachand Rawat	28/07/2012	1021	6	NA	Generate Result		
5	BABU BAIRWA	POOJA DEVI	PRAKASH BAIRWA	03/08/2012	830	6	NA	Generate Result		

Result - Progress Report of the Students for Class 6 and 7 will be generated through “Shikshak App” Tab on School Login after “Generation and Verification of Result as in above Format where Printout of the Mark Sheet includes Local Exam Marks and Competency Based Assessment (CBA/MSRA) along with Subject wise competencies.

Class 9th

Class 9 Examination Marks Distribution (2023-24)						
Subject	**Unit Test I**	**Unit Test II**	**Half Yearly**	**Unit Test III**	**Annual**	**Total**
Hindi	10	10	70	10	100	**200**
English	10	10	70	10	100	**200**
Maths	10	10	70	10	100	**200**
Social Science	10	10	70	10	100	**200**
Science	10	10	70	10	100	**200**
III Language	10	10	70	10	100	**200**
Total	**60**	**60**	**420**	**60**	**600**	**1200**
Other Subjects	**Th./Prac.**	**Th./Prac.**	**Th./Prac.**	**Th./Prac.**	**Th./Prac.**	
Physical & Health Edu.	10/8(18)	10/7(17)	25/15(40)	15/10(25)	70/30(100)	**200**
Rajasthan Ka Swatantata. Andolan v Shourya Parampra	10/0(10)	10/0(10)	70/0(70)	10/0(10)	100/0(100)	**200**
Foundation of Information Technology	10/0(10)	10/0(10)	50/20(70)	10/0(10)	70/30(100)	**200**
S.U.P.W & C.S.	_	_	_	_	100	**100**
Art Education	_	_	_	_	100	**100**

For Other Subjects of Class IX and XI, Fill the Consolidated Marks (Theory + Practical) Marks as for Example in "Physical and Health Education" Theory 10 + Practical 8, Marks to be feed will be from 18 collectively.

1. Make entry of Marks for Unit Tests, Half Yearly and Annual Examination in "Result" Tab for each Subject.
2. Marks will be entered through Staff Login for the mapped Subject/s and School Login.
3. Mark "-1" for Absent and "-2" for Medical of the Student in Marks Entry Module.
4. Condition of Absent "-1" for which No Exemption in Calculation of Marks will not be considered but for Medical on behalf of presentation of Medical Certificate option "-2" will be there, exemption of Marks will be provided. For Example if the Candidate is absent in Half Yearly (70 Marks) and appeared in all Class Tests/Examinations then Max. Marks for calculation will be from 200 Marks but he/she will provide Medical Certificate as per norms, then Calculations will be from 130 Marks as Medical "-2" will be marked in Half Yearly (70 Marks).
5. If the Student transferred from other School then the marks of Examinations will be filled in current school on recommendation of previous school.
6. Result will not be generated for those students never appeared in Annual Examination.
7. Maximum Marks obtained by the Candidate and Distinction "D" will be marked along with the Marks obtained by the student.
8. On the basis of Medical Certificate, provision of Re-Exam will be provided to such students in Annual Examination only.
9. If the student secure up to 25% (50/200) Marks in Subject i.e. less than Minimum Passing Marks 36% in any two main subjects, then he/she will be eligible for Supplementary Examination in both subjects and Grace will be provided accordingly.

Shala Darpan

10. After Supplementary Examination, New Mark Sheet will be generated with the Actual Marks secured in Supplementary Subject/s.
11. Supplementary will be allowed for maximum 2 Main Subjects.
12. Condition of Grace is up to 5 % (10 Marks) in one of the main subjects or 2 % - 2 % (4-4 Marks) in any two main subjects, if the Maximum Marks are 200 in calculation accordingly. For Example if the student get 62 Marks in final result out of 200, then eligible for grace of 5% i.e. 10 Marks to attain 36% passing Marks (72 out of 200). Similarly, in case of 2 subjects, the student must attain at least 34% (68 out of 200) in each subject and if in one subject get 35% (70 out of 200) and in another 33%(66 out of 200) then Grace of 1% and 3% with total of 4% Grace, will be eligible for Supplementary in both Subjects.
13. Availing the benefit of Medical, Grace will not be given in that Subject and only after passing it, one will have the right to get Grace in other subjects.
14. If the Student is on Medical in 1 or 2 examination i.e. in one Class Test and Half Yearly, then calculation of Marks will be generated accordingly with the exemption in Maximum Marks in that Examination but the student will not be entitled for Grace in that Subject/s. It means the student must have to attain 36% Marks where the student will not be eligible for Grace in that Subject/s.
15. Vocational Subject Marks will be filled along with the Annual Examination subjects. The Mark Distribution will be Theory - 30 Marks, Portfolio - 20 Marks and Practical - 50 Marks. The students have to Pass in all these 3 Formats separately with minimum of 36% Marks out of 100. If the Student is Absent/On Medical, a chance to Re-Appear in Vocational Paper will be given to such students.
16. There is no provision of Grace in Vocational Subject.
17. If the student obtain more Marks in Vocational Subject than Social Science or vice-versa, then, Marks of that subject in which the student obtained more marks, will be counted for final calculation but the Student have to Pass in both Social Studies and Vocational Subject. For Example if the student obtained more Marks in Social Science than Vocational Trade "Beauty & Wellness", then Social Science marks will be included in final Mark-Sheet generation else Marks of "Beauty & Wellness" will be included in final Calculation for Mark Sheet generation. Student must Pass in both Social Science and Vocational.
18. No provision of Grace in Supplementary Marks and have to attain minimum 36% Marks in one/both Supplementary Subjects.
19. Grading will be there for Other Subjects as per norms provided.
20. To view the generated Result for particular Class, "Draft" option will be provided in School Login.
21. To Lock the Result of particular Student/Class, "Verify" Button will be provided and after that there is no option of amendment of Marks in any Exam/Subject.
22. "Un-Verify" option is available on School Login to make requisite changes in Subject Marks or wrong entries. After Un-Verification and requisite changes in Marks, again click on “Generate Result” for Draft and “Verify” to Lock the entries.
23. To view the consolidated entries of Marks and Result of the Students, “Green Sheet” option is there. The Class Teacher must check the Green Sheet and Draft Mark Sheet before verifying the Final Result. Draft Mark Sheet is not valid.
24. An MS-Excel sheet will be provided to the Schools, to view the consolidated Result of particular Class and Section. In case of same Stream in different Sections, the consolidated Sheet of that Stream will be provided.
25. For Rank in Class/Stream, separate Module will be provided.
26. Once Rank of Students in Class has been declared and after that there may be alteration in Mark Sheet of any Student/s, New Rank of Students will not be generated.

Shala Darpan

Class 11th

Maximum Marks allotted as below:-

Class 11 Examination Marks Distribution (2023-24)								
Subject	Unit Test I	Unit Test II	Half Yearly		Unit Test III	Annual		Total
			Theory	Practical		Theory	Practical	
Hindi	10	10	70	_	10	100	_	200
English	10	10	70	_	10	100	_	200
Optional 1 (Theory)	10	10	70	_	10	100	_	200
Optional 2 (Practical)	10	10	50	20	10	70	30	200
Optional 3 (Special)	10	10	20	50	10	30	70	200
Short Hand & Typing Method	10	10	35	35	10	50	50	200
Typing Hindi & English	10	10	35	35	10	50	50	200
Total	**50**	**50**	**350**		**50**	**500**		**1000**
Azadi ke Baad ka Swarnim Bharat	–	–	–	–	–	200		**200**
Jeevan Kaushal	–	–	–	–	–	100		**100**

1. Make entry of Marks for Unit Tests, Half Yearly and Annual Examination in “Result” Tab for each Subject.
2. In Result Tab, “Result Reset Data (2025-26)” is there to Synchronize/Reset the Students not shown for Marks Entry.
3. Even after Result Reset Data, students are not shown for Marks Entry, check whether the Optional Subjects are mapped or not in Format 7 in Student Tab.
4. Some Students who have chosen Vocational Subject as Main Optional Subject, in that case fill Optional 1, Optional 2 and Optional 4 and keep Optional 3 blank for Result Calculation in Format 7 for Class 11.
5. Marks will be entered through Staff Login for the Mapped Subject/s and School Login.
6. Mark “-1” for Absent and “-2” for Medical of the Student in Marks Entry Module.
7. Condition of Absent "-1" for which No exemption in Calculation of Marks will not be considered but for Medical on behalf of presentation of Medical Certificate option "-2" will be there, exemption of Marks will be provided. For Example if the Candidate is absent in Half Yearly (70 Marks) and appeared in all Class Tests/Examinations then Max. Marks for calculation will be from 200 Marks but he/she will provide Medical Certificate as per norms, then Calculations will be from 130 Marks as Medical "-2" will be marked in Half Yearly (70 Marks).
8. If the Student transferred from other School then the marks of Examinations will be filled in current school on recommendation of previous school.
9. Result will not be generated for those students never appeared in Annual Examination.
10. Those candidates who have opted Additional Subject, have to fill the Marks in Annual Examination only and the Marks of that Additional Subject never be considered/entertained for Result Calculation. For Example, a student selected Physics, Chemistry and Mathematics as Optional 1, Optional 2 and Optional 3 and Biology as Optional 4/ Additional Subject, then the Marks for Biology will be entered only with Annual Examination Marks Feeding and will be considered in Result Generation as Additional Subject.
11. Maximum Marks obtained by the Candidate and Distinction "D" will be marked along with the Marks obtained by the student.
12. On the presentation of Medical Certificate, provision of Re-Exam in Written Exam will be provided to such students in Annual Examination only. There is no provision of Re-Exam in Practical Exam.
13. Student must Pass separately in Theory and Practical Examinations for Final Calculation of Marks.

Shala Darpan

14. If the student secure up to 25% (50/200) Marks in Subject i.e. less than Minimum Passing Marks 36% in any two main subjects, then he/she will be eligible for Supplementary Examination in both subjects and Grace will be provided accordingly.
15. After Supplementary Examination, New Mark Sheet will be generated with the Actual Marks secured in Supplementary Subject/s.
16. Supplementary will be allowed for maximum 2 Main Subjects.
17. Condition of Grace is up to 5 % (10 Marks) in one of the main subjects or 2 %-2 % (4-4 Marks) in any two main subjects, if the Maximum Marks are 200 in calculation accordingly. For Example if the student get 62 Marks in final result out of 200, then eligible for grace of 5% i.e. 10 Marks to attain 36% passing Marks (72 out of 200). Similarly, in case of 2 subjects, the student must attain at least 34% (68 out of 200) in each subject and if in one subject get 35% (70 out of 200) and in another 33%(66 out of 200) then Grace of 1% and 3% with total of 4% Grace, will be eligible for Supplementary in both Subjects.
18. Availing the benefit of Medical, "Grace" will not be given in that Subject and only after securing passing marks in this subject, one have the right to get Grace in some other subject/s.
19. If the Student is on Medical in 1 or 2 examination i.e. in one Class Test and Half Yearly, then calculation of Marks will be generated accordingly with the exemption in Maximum Marks in that Examination but the student will not be entitled for Grace in that Subject/s. It means the student must have to attain 36% Marks where the student will not be eligible for Grace in that Subject/s.
20. Vocational Subject Marks will be filled along with the Annual Examination subjects. The Mark Distribution will be Theory - 30, Portfolio - 20 and Practical - 50 Marks. The students have to Pass in all these 3 Formats separately with minimum of 36% Marks out of 100 (Min. Marks Theory- 11, Portfolio -8, Practical -18). If the Student is Absent/On Medical, a chance to Re-Appear in Vocational Paper will be given.
21. For Special Subjects like Music or Drawing, the Max. Allotted Theory Marks in Half Yearly and Annual will be 20 and 30 respectively and Max. Allotted Practical Marks Half Yearly and Annual will be 50 and 70 respectively.
22. There is no provision of Grace in Vocational Subject.
23. There is no provision of Grace in Supplementary Exam and have to attain minimum 36% Marks in one/both Supplementary Subjects.
24. Grading will be there for Other Subjects as per norms provided.
25. To view the generated Result for particular Class, "Draft" option will be provided in School Login.
26. To Lock the Result of particular Student/Class, "Verify" Button will be provided and after that there is no option of amendment of Marks in any Exam/Subject.
27. "Un-Verify" option is available on School Login to make requisite changes in Subject Marks or wrong entries. After Un-Verification and requisite changes in Marks, again click on "Generate Result" for Draft and "Verify" to Lock the entries.
28. To view the consolidated entries of Marks and Result of the Students, "Green Sheet" option is there. The Class Teacher must check the Green Sheet and Draft Mark Sheet before verifying the Final Result. Draft Mark Sheet is not valid.
29. An MS-Excel sheet will be provided to the Schools, to view the consolidated Result of particular Class and Section. In case of same Stream in different Sections, the consolidated Sheet of that Stream will be provided.
30. For Rank in Class/Stream, separate Module will be provided.
31. Once Rank of Students in Class has been declared and after that there may be alteration in Mark Sheet of any Student/s, New Rank of Students will not be generated.
32. Mark Sheets for the Subjects opted as Self Study and not mapped on Shala Darpan will be generated separately on intimation to SD.

Note :- Aforesaid information is to facilitate Teachers / In-charges for filling Marks and generate Result on Shala Darpan. For more information go through Departmental Rules & Regulations for Result Generation. Generate and Check the Result in Draft format before verifying for Final Print out of Mark Sheets on the scheduled date.

Shala Darpan